

Annual BCHA Events, 2006

Winter Festival

February 4 & 5, 2006

Museum Hours: 10:00am-4:00pm

Held annually the first weekend of February. The weekend also features snowmobile events and other snow games at Alparon Park.

Museum Hours: 10:00am-4:00pm

Maple Festival

April 22 & 23, 2006

Museum Hours: 9:00am-4:00pm

Held annually the final weekend of April in conjunction with the Alparon Park Association and Maple Producers event.

Benefit Auction

June 17, 2006

Annual fundraiser for BCHA. Donations are accepted. Please contact BCHA for details.

Troy Fair

July 23-29, 2006

Museum Hours: 10:00am-4:00pm

One of the oldest county fairs in the region. Held annually the final week of July.



PA Heritage Festival

September 16 & 17, 2006

Hours: 10:00am-4:00pm

Includes many old carriages, sleighs, old cars & tractors, caning, flax demonstrations, Civil War reenactments, displays of hammers, old saws, underground railroad information, cow's milk soaps, art & craft show, and musical entertainment throughout each day.

www.paheritagefestival.org

Civil War Christmas

Saturday, December 9, 2006

Museum Hours: 10:00am-4:00pm

An annual December event, this event features men and ladies in period costumes preparing food and telling of that time period.




Bradford County Heritage Association

P.O. Box 265
Troy, PA 16947

Phone: 570-297-3410



Farm Museum, Historic Inn, Carriage House & Sugar Shack




Bradford County Heritage
Association

Tel: 570-297-3410

Endless Mountains Heritage Trail

Farm Museum

Set in the heart of the Endless Mountains, one of the most scenic regions of North-eastern Pennsylvania, the Bradford County Agricultural Museum houses an extensive collection of rare farm implements, tools and artifacts reflecting 200 years of the local agricultural heritage.



Displays of large and small farm machinery and tools, individual rooms showing: blacksmith shop, tin shop, winter workroom, general store, children's games, Grange, game commission artifacts, farm kitchen, very large collection of model tractors, Revolutionary war items, areas for flax and loom demonstrations, history of local fair and special exhibits change yearly.



Gregory Inn / Mitchell House

This inn was built c. 1822 for stagecoach travelers between Elmira, New York and Williamsport, Pennsylvania (north and south); and Athens, Pennsylvania to Wellsboro, Pennsylvania (east and west). In 1854 the New York



Central Railroad was built and its passengers used the inn as well.

The outside of the inn is done in Greek Revival Architecture style. The Inn has original woodwork, iron door latches, and glass windows. Upstairs there is a ballroom which doubled as a men's dorm, innkeepers room, rooms for traveling women and children, which now house displays of sewing machines, styles of 1850s clothes and pictures, also quilts made in this area, a rope bed and other period furniture. Downstairs is the dining room with unique history and a parlor with local items of the early 1800s period.

The Inn was an Underground Railroad Connection in the 1840s and 1850s. It is surrounded by period shrubs and flowers, has an herb garden near the kitchen door, heritage garden with vegetables and flax and also a dye garden for dyeing flax or wool that would have been used during that period.

The Inn is open by appointment and/or at special events.



Sugar Shack

Originally was operated on a nearby farm. Contains early tree tapping equipment, wooden yokes and wooden carrying buckets, large vat for boiling down sap to syrup and various containers. Outside is an oxen drawn sled with large tub for gathering the sap during the snowy winters.



2006 Museum Hours

April 22—October 30
Friday through Monday
9:00am to 4:00pm, including holidays
(Other times by appointment)

Admission Fees

Adults: \$6.00
Seniors 60 and over: \$4.00
Students K-12: \$3.00
Preschool & under: Free
AAA rates for AAA members

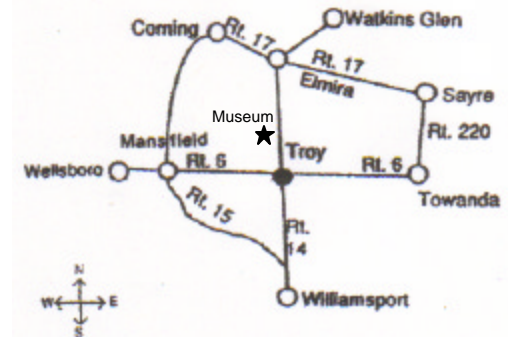
Parking is Available

Bus Tours are Welcome

Special Tours and Group Rates

Handicapped Accessible

Map:



The Farm Museum is located one-half mile north of the intersection of Routes 6 and 14 in Troy, PA. Visitors should enter Alparon Park Gate #2. Follow drive across parking lot to Museum Building.